



PLAYING THE GAME

Take a green card, and make sure you are looking at the challenge side. The card shows you where to place Robbie's square. Now, try to assemble the other 4 rectangular Tiles so that their backgrounds match the color pattern on the Challenge Card. Remember, the Tiles are double sided so the solution might be on the other side!



YELLOW, ORANGE, AND RED CHALLENGES

To play with the yellow, orange, and red Challenge Cards, use all 9 Tiles.


PLAYING THE GAME

Take a yellow, orange, or red card, and make sure you are looking at the challenge side. The card shows you where to place the yellow squares with Robbie and his workshop; any other images of his friends are there to guide you. Try to assemble the 7 rectangular Tiles so that their backgrounds match the color pattern on the Challenge Card.

Remember, the Tiles are double sided so the solution might be on the other side!

NOTE: Tiles showing the same color on both squares can be placed in any direction.


Example:



Both positions are correct, even though only one is shown on the solution.



Game created by Thierry Denoual.
© 2018 Blue Orange. All rights reserved for all countries. Mindo and Blue Orange are trademarks of Blue Orange. Made in China. Distributed under license by Blue Orange USA, San Francisco, California, USA. Designed in France.
www.blueorangegames.com



1 PLAYER • 5 AND UP

CONTENTS

- 60 Challenge Cards (solutions on the back)
- 9 double-sided Tiles: (2 squares, 7 rectangles)

OBJECT OF THE GAME

Robbie the Robot wants to go to the workshop for a repair, will he be able to visit all of his friends along the way? Position the Tiles into a 3x3 or 4x4 grid, to match the pattern on the Challenge Card.


The card always shows you where to position Robbie at the start of each challenge. Sometimes one or two of his friends will show up on the card to help you along the way!



CHALLENGE CARDS

The colors of the cards indicate the level of difficulty:

- **Green:** easy 3x3 grid (2 clues are given)
- **Yellow:** easy 4x4 grid (2 clues are given)
- **Orange:** medium 4x4 grid (1 clue is given)
- **Red:** expert 4x4 grid (no clues are given)



Before you play, decide on a level of difficulty.

Then, place the corresponding cards in a pile, with the challenges facing up and the solutions facing down (the side with the solutions is the side where the grid is completely filled with images).

GREEN CHALLENGES

To play with the green Challenge Cards, remove the 3 Tiles that include a green background, and the yellow square with Robbie's workshop. The 4 remaining Tiles, and the yellow square with Robbie, are all that you need to complete the 25 green Challenge Cards.

LOVE MINDO? CHECK OUT THE OTHER PUZZLES IN THE COLLECTION...



AND DON'T FORGET TO VISIT WWW.BLUEORANGE.GAMES.COM TO DISCOVER MORE FUN GAMES!