

FS-CLK insert compatible with Clank!®,

incl. the Sunken Treasures®, The Mummy's Curse®, Gold and Silk® and Acquisitions Incorporated® expansions. Insert also has space for the game pieces for Temple of the Ape Lords® expansion, but not the board

Assembly Instructions

The package contains 6 sheets, three of them are identical to the other three.

The parts marked in sheet C2 make a bonus tray which is not needed for Clank!.

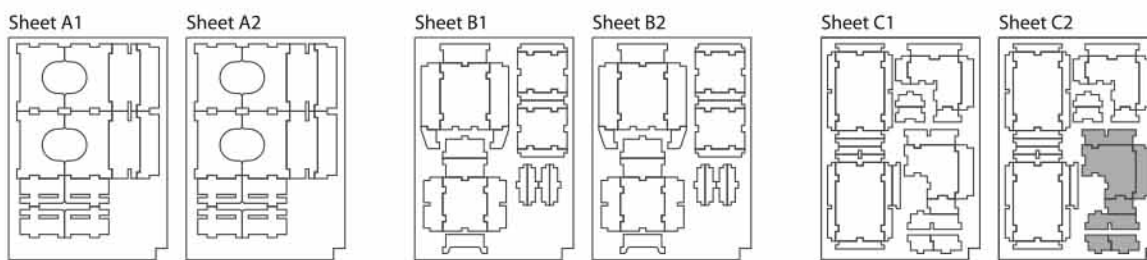
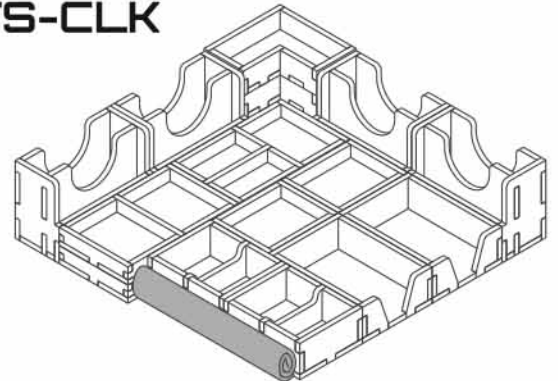
After assembly the trays are put in three layers in the original game box.

Ordinary PVA glue is required when assembling each tray.

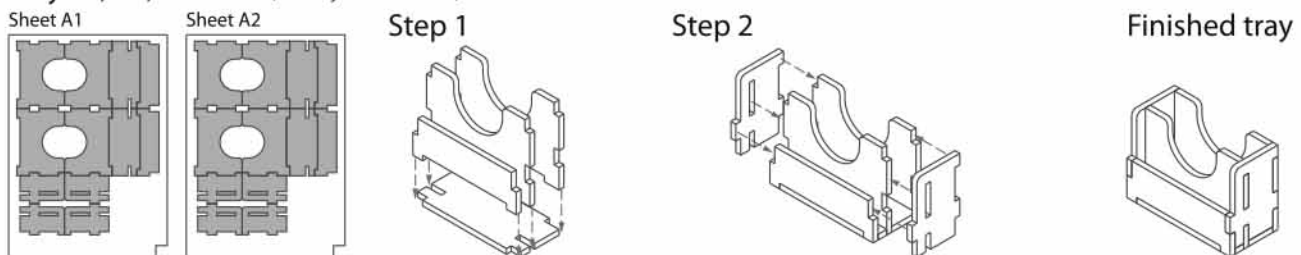
Please make sure you dry-assemble each tray correctly before gluing it together.

Please check www.foldedspace.net for general assembly tips.

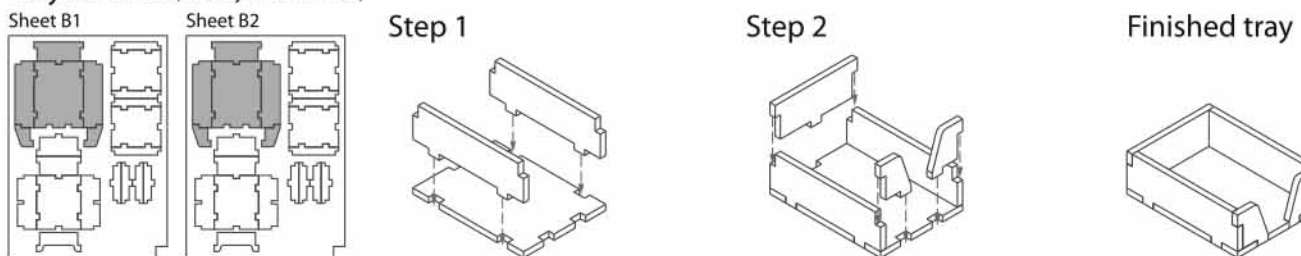
FS-CLK



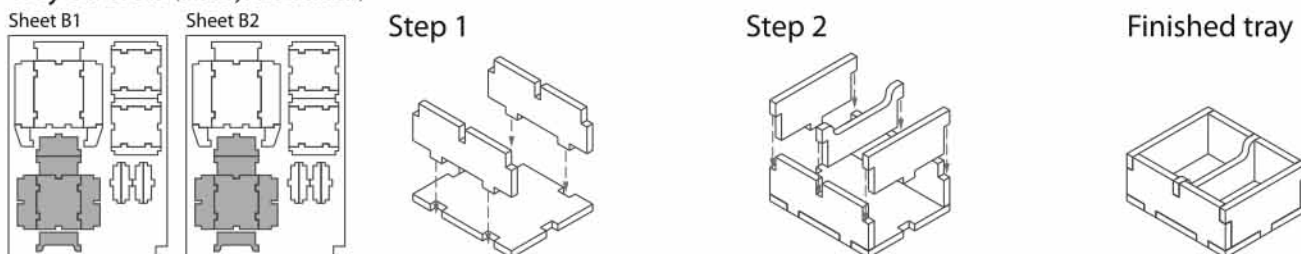
Tray 1a, 1b, 1c & 1d (the trays are identical)



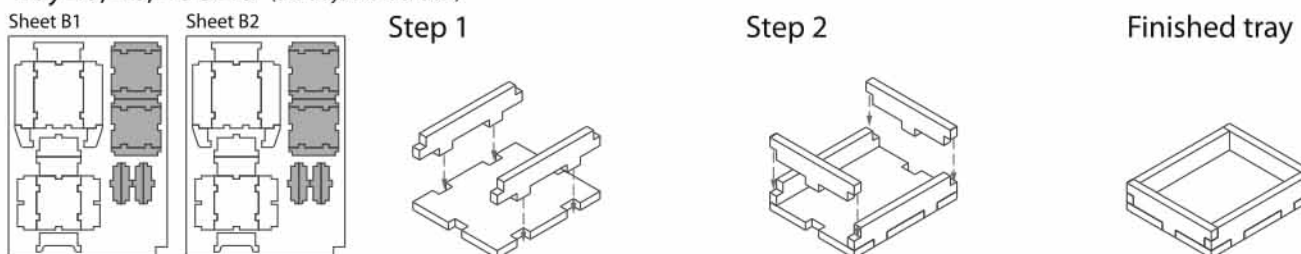
Tray 2a & 2b (the trays are identical)



Tray 3a & 3b (the trays are identical)



Tray 4a, 4b, 4c & 4d (the trays are identical)

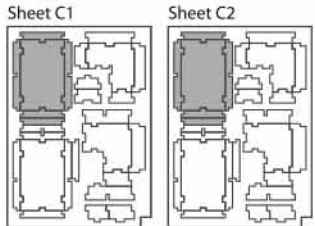


FS-CLK insert compatible with Clank!®,

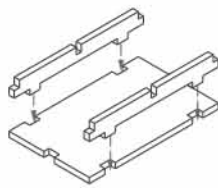
incl. the Sunken Treasures®, The Mummy's Curse®, Gold and Silk® and Acquisitions Incorporated® expansions



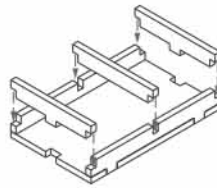
Tray 5a & 5b (the trays are identical)



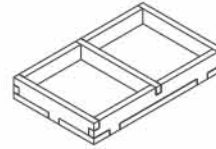
Step 1



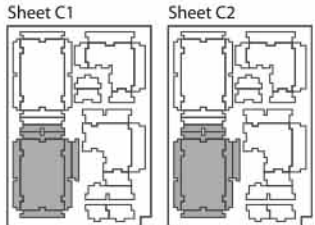
Step 2



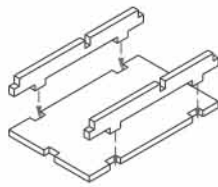
Finished tray



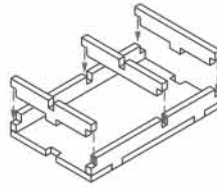
Tray 6a & 6b (the trays are identical)



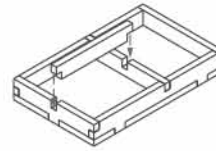
Step 1



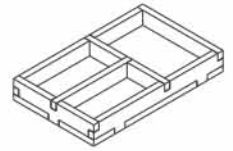
Step 2



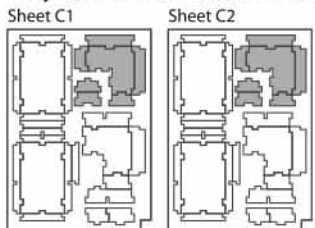
Step 3



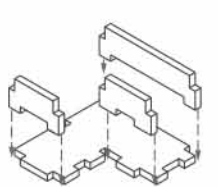
Finished tray



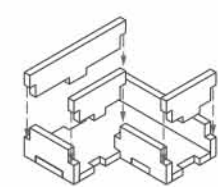
Tray 7a & 7b (the trays are identical)



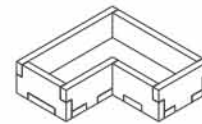
Step 1



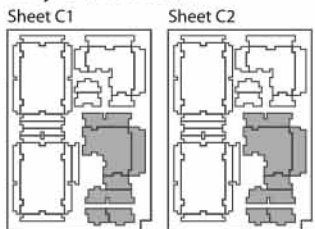
Step 2



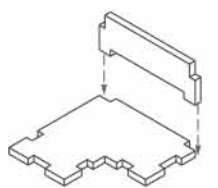
Finished tray



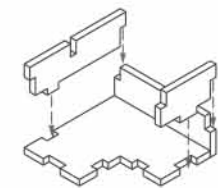
Tray 8 (+ bonus tray)



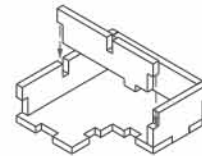
Step 1



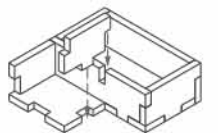
Step 2



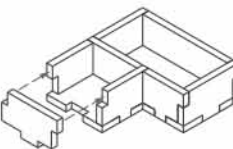
Step 3



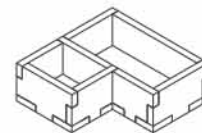
Step 4



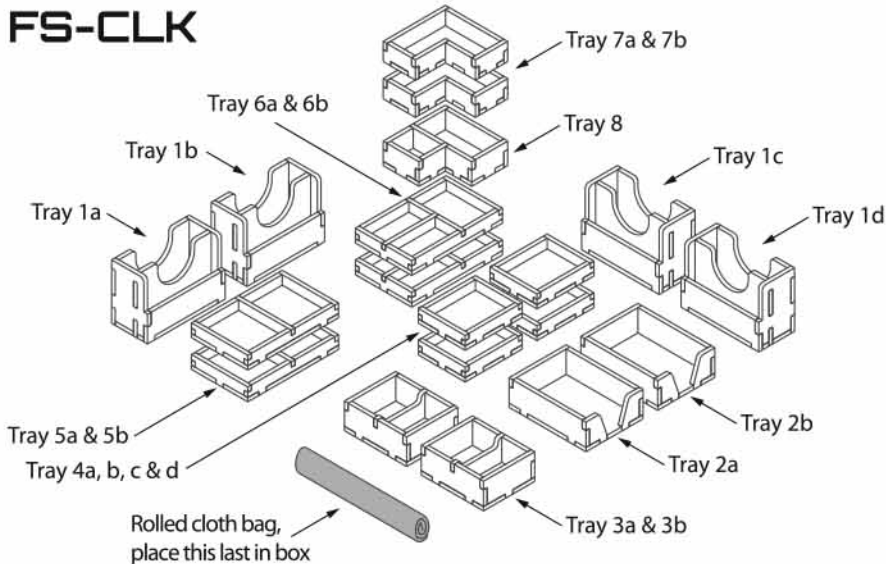
Step 5



Finished tray



FS-CLK



Please check www.foldedspace.net for photos of this insert in use.

Tray legend:

- Tray 1a - reserve cards & one starting deck
- Tray 1b - acquisitions incorporated starting decks & one base starting deck
- Tray 1c, d - expansion dungeon decks and remaining two starting decks
- Tray 2a, b - dungeon deck cards
- Tray 3a, b - acquisitions incorporated miniatures
- Tray 4a, b, c, d - player pieces
- Tray 5a - wooden monster markers
- Tray 5b - temple of the ape lords tokens
- Tray 6a - artifacts, major & minor secrets
- Tray 6b - market items, dragon cubes & other tokens
- Tray 7a, b - gold tokens
- Tray 8 - pyramid die, curse & web tokens

Tip: Keep the instructions in the bottom of your board game box as a reminder of how the insert fits together.