

# FS-MID insert

compatible with Champions of Midgard®,  
incl. The Dark Mountains® and Valhalla® expansions



## Assembly Instructions

The package contains 5 sheets, two of them are identical to the other two plus one different sheet.

The parts marked in sheet B2 are to be discarded.

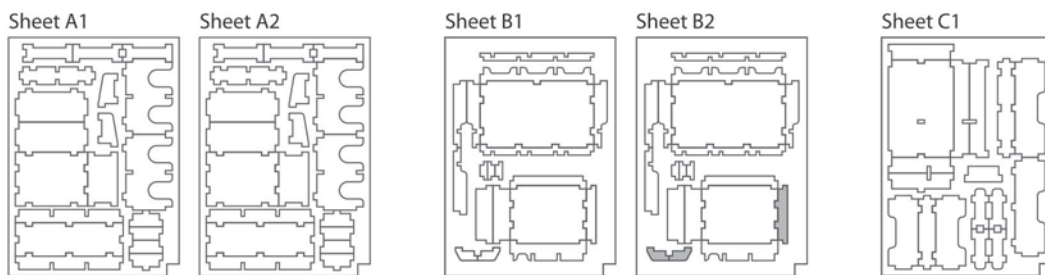
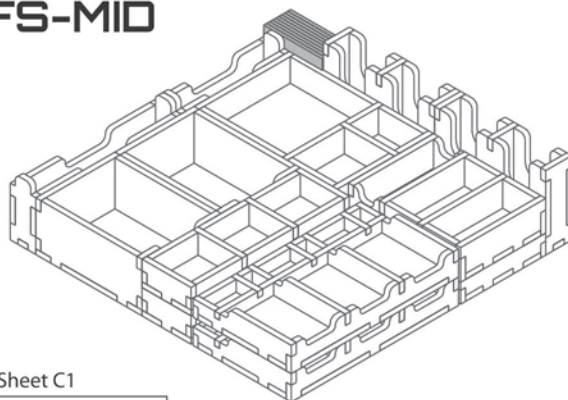
After assembly the trays are put in two layers in the original game box.

Ordinary PVA glue is required when assembling each tray.

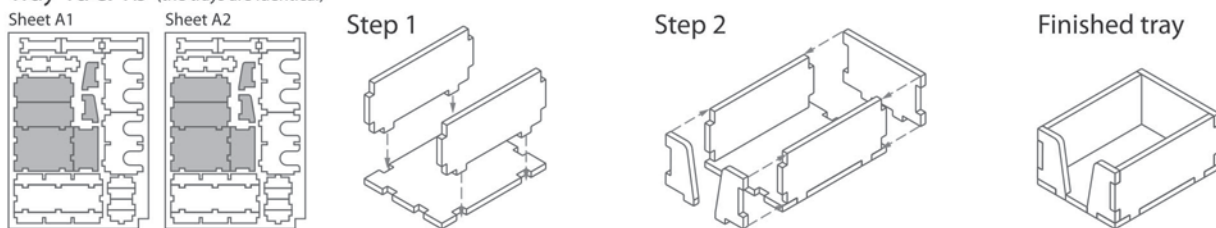
Please make sure you dry-assemble each tray correctly before gluing it together.

Please check [www.foldedspace.net](http://www.foldedspace.net) for general assembly tips.

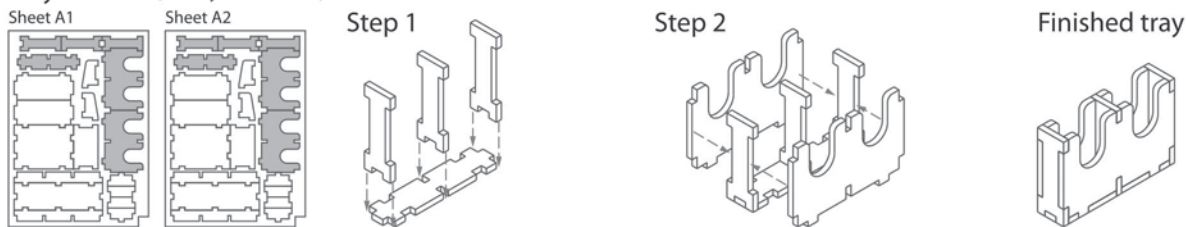
## FS-MID



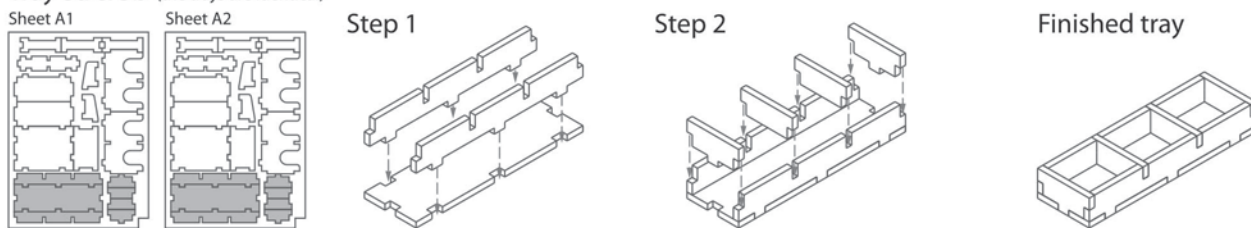
### Tray 1a & 1b (the trays are identical)



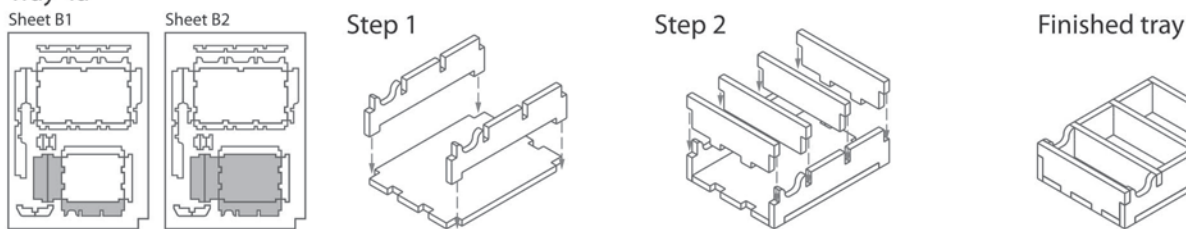
### Tray 2a & 2b (the trays are identical)



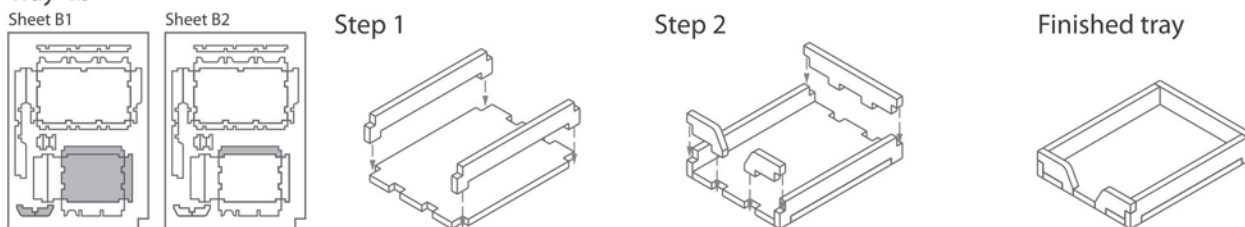
### Tray 3a & 3b (the trays are identical)



### Tray 4a



### Tray 4b

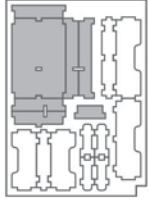


# FS-MID insert compatible with Champions of Midgard®,

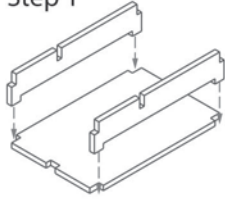
incl. The Dark Mountains® and Valhalla® expansions

## Tray 5

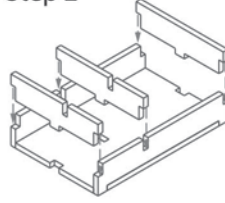
Sheet C1



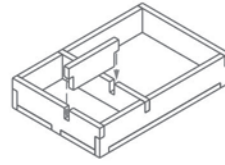
Step 1



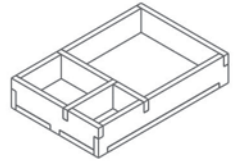
Step 2



Step 3

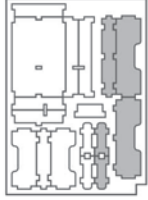


Finished tray

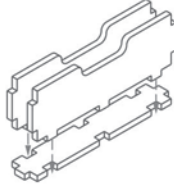


## Tray 6a

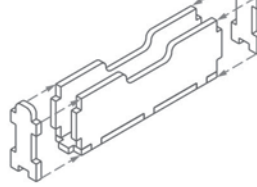
Sheet C1



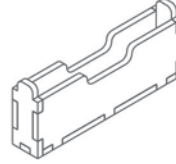
Step 1



Step 2

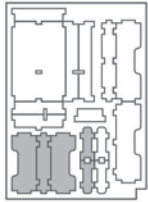


Finished tray



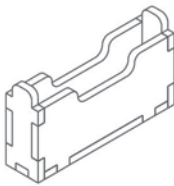
## Tray 6b

Sheet C1



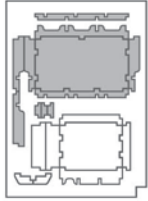
To assemble repeat steps of Tray 6a.

Finished tray

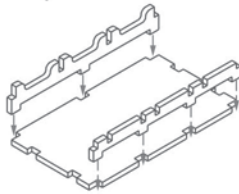


## Tray 7a & 7b (the trays are identical)

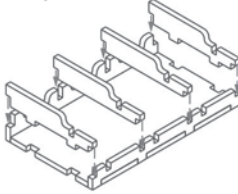
Sheet B1, B2



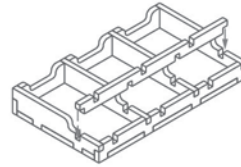
Step 1



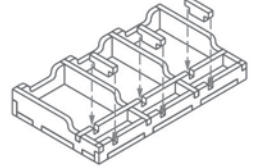
Step 2



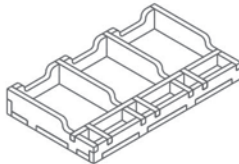
Step 3



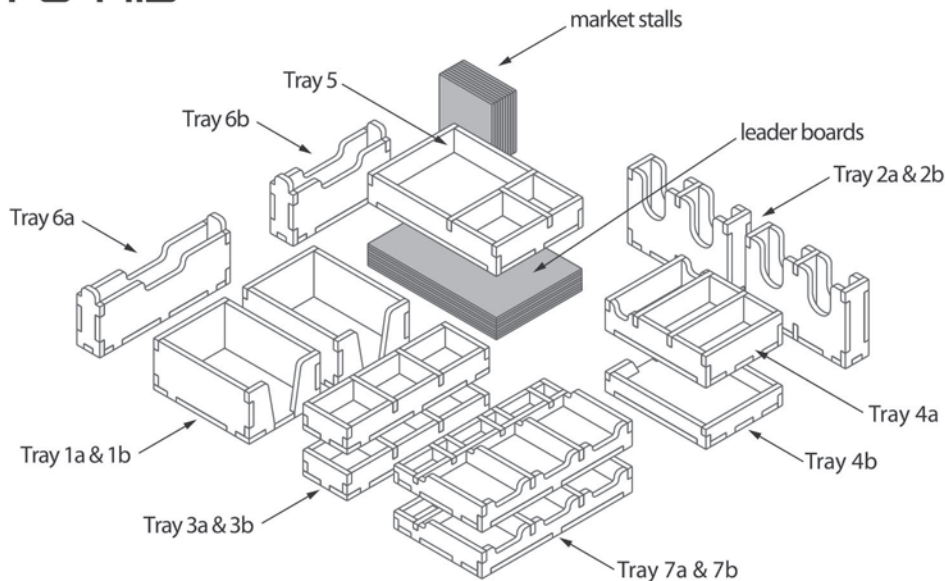
Step 4



Finished tray



## FS-MID



Please check [www.foldedspace.net](http://www.foldedspace.net) for photos of this insert in use.

### Tray legend:

- Tray 1a - draugr and monster cards
- Tray 1b - bergrisar, epic monster and valkyrie blessing cards
- Tray 2a - land journey and journey cards
- Tray 2b - destiny, rune & merchant ship cards
- Tray 3a, b - player pieces, round marker and damage tokens
- Tray 4a - blame and favor tokens
- Tray 4b - troll cards
- Tray 5 - coins, food and wood cubes
- Tray 6a - burial ground, start player & beggar market stall tiles
- Tray 6b - longship tiles
- Tray 7a, b - warrior dice and sacrifice tokens